



WHITEPAPER

Empowering Financial Analysis
with Dattico's Power BI
Dashboard Integrated with
Odoo

by
Nathan De
Winter

The Odoo logo is displayed in white, lowercase letters on a solid purple rectangular background. The letters are rounded and have a modern, clean design.

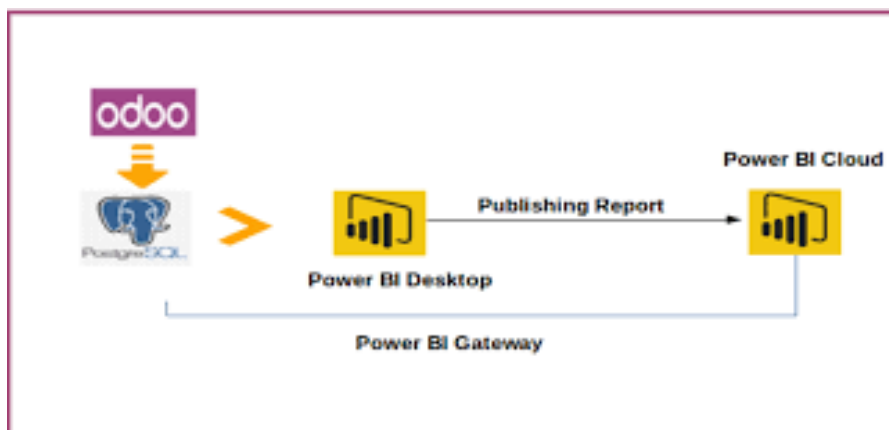
THE CONTENT



DATTICO © 2024


- EXECUTIVE SUMMARY
- PROBLEM STATEMENT
- SOLUTION OVERVIEW: POWER BI DASHBOARD
INTEGRATED WITH ODOO
- CONCLUSION





In the contemporary business environment, financial management has become increasingly complex, with companies managing multiple bank accounts, overseeing numerous transactions, and keeping up with costs and revenues. Traditional methods of financial analysis, often reliant on manual data entry and spreadsheet manipulation, are not only time-consuming but also prone to errors. These inefficiencies can lead to financial mismanagement, increased risk, and missed opportunities.

To address these challenges, Dattico has developed a Power BI dashboard, tailored specifically for companies that require precision in their financial analysis. This solution is seamlessly integrated with Odoo, a leading business management software, to enhance the management of bank accounts, streamline transaction tracking, and provide detailed insights into costs and revenues. By leveraging real-time data from Odoo, the dashboard offers actionable insights, reduces manual workload, and empowers companies to make data-driven decisions with confidence.



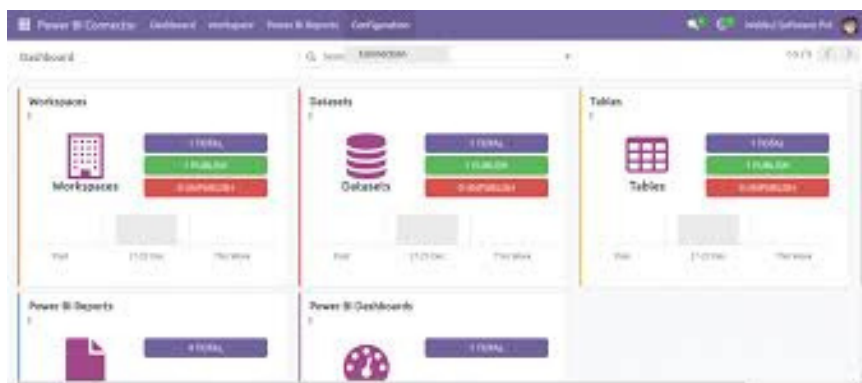
STATEMENT

Effective financial management is critical to the success of any business, yet it often presents significant challenges. Companies frequently struggle with monitoring multiple bank accounts, tracking transactions across various platforms, and analyzing costs and revenues. Traditional methods, involving manual data compilation from different sources like Odoo into spreadsheets, not only consume valuable time but also increase the risk of errors. These issues can result in inaccurate financial reports, delayed decision-making, and ultimately, financial loss.

For companies using Odoo, the challenge lies in fully harnessing the vast amounts of financial data available within the system. Without an integrated solution that can extract and analyze data in real-time, businesses may find it difficult to maintain an accurate and comprehensive view of their financial health. This lack of timely insights can lead to issues such as undetected cost overruns, missed revenue opportunities, and inefficiencies in cash flow management, all of which can threaten the financial stability and growth of the business.

Given these challenges, there is a clear need for a solution that simplifies financial management processes and enhances the accuracy and reliability of financial analysis, particularly for Odoo users. Dattico's Power BI dashboard addresses this need by providing a comprehensive, real-time view of financial data directly from Odoo, enabling businesses to streamline their financial operations and make more informed decisions.

SOLUTION OVERVIEW: POWER BI DASHBOARD INTEGRATED WITH ODOO



1. Centralized Financial Management with Odoo Integration

Dattico's Power BI dashboard offers a centralized platform for managing multiple bank accounts, transactions, and cost and revenue analysis, all seamlessly integrated with Odoo. This integration ensures that data from Odoo is automatically synchronized with the dashboard, eliminating the need for manual data aggregation and allowing for seamless monitoring of financial activities across all accounts. This centralized approach not only saves time but also reduces the risk of errors, ensuring that financial data is accurate and up-to-date.

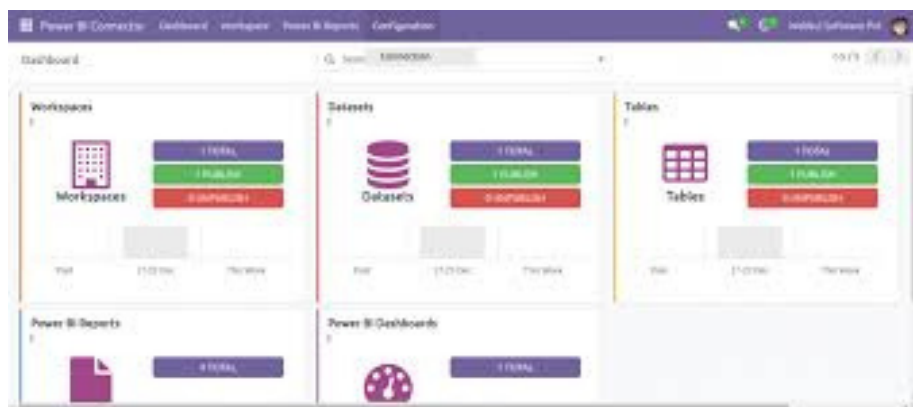
2. Real-Time Data Integration and Analysis from Odoo

One of the standout features of Dattico's Power BI solution is its ability to integrate and analyze data in real-time, directly from Odoo. The dashboard automatically pulls financial data from Odoo, including bank account balances, transactions, costs, and revenues, and updates the information instantly. This real-time integration allows businesses to maintain an accurate and current view of their financial status, enabling them to respond quickly to any changes or anomalies.

3. Comprehensive Transaction Tracking

The dashboard provides a detailed overview of all transactions captured in Odoo, allowing businesses to track their financial activities with precision. Users can view transactions by account, category, or time period, and filter the data to focus on specific areas of interest.

SOLUTION OVERVIEW: POWER BI DASHBOARD INTEGRATED WITH ODOO



4. In-Depth Cost and Revenue Analysis

Beyond transaction tracking, Dattico's Power BI dashboard offers robust tools for detailed cost and revenue analysis, integrated with Odoo's financial modules. The dashboard provides a clear breakdown of revenues generated and costs incurred, enabling businesses to assess profitability across different segments. Users can analyze trends over time, compare actual performance against budgets or forecasts, and identify areas where costs can be reduced or revenues can be increased.

This detailed analysis supports better financial planning and decision-making, allowing businesses to optimize their operations and maximize profitability. By automating the collection and visualization of cost and revenue data from Odoo, the dashboard reduces the burden of manual analysis and ensures that businesses have the insights they need to stay competitive.

5. User-Friendly Interface and Accessibility

The dashboard is designed with ease of use in mind, featuring an intuitive interface that can be easily navigated by users of all skill levels. Whether accessed via desktop or mobile devices, the dashboard provides a consistent and responsive user experience. This accessibility ensures that all stakeholders, from financial managers to executive leadership, can access the information they need, whenever they need it, leveraging the full potential of Odoo's data.

Dattico's Power BI dashboard, integrated with Odoo, is a powerful tool for businesses seeking to enhance their financial analysis capabilities. By providing a centralized platform for managing bank accounts, tracking transactions, and performing in-depth cost and revenue analysis, the dashboard streamlines financial processes, reduces manual workload, and enhances the accuracy and reliability of financial data. The real-time data integration with Odoo and customizable features enable businesses to maintain an up-to-date view of their financial status, respond quickly to changes, and make informed decisions with confidence.

As financial management becomes increasingly complex, the ability to access and analyze accurate, real-time data from systems like Odoo is more important than ever. Dattico's Power BI solution not only addresses the challenges associated with traditional financial analysis methods but also empowers businesses to take control of their financial health. By adopting this innovative solution, companies can enhance their financial oversight, optimize their operations, and ultimately achieve better business outcomes.

For businesses using Odoo and looking to streamline their financial management processes and gain deeper insights into their cost and revenue structures, Dattico's Power BI dashboard represents a significant step forward. By leveraging this technology, companies can reduce the risks associated with financial mismanagement, improve their decision-making capabilities, and position themselves for long-term success in an increasingly competitive marketplace.

Conclusion.



Focused on resolving new problems, he has a strong data science and data engineering skillset and a large knowledge pool about diverse subjects. He is also a data enthusiast and knows about the whole process from collection to end consumption.

Nathan De Winter

+32 495 43 95 77

Av. Herrmann-Debroux 54
1160 Auderghem

nicolas@dattico.com

dattico.com

+1 617 546 7015

24 School Street,
Boston, MA 02108 USA